

colossal

Specially crafted to perfection, this distinctive design is for classic or colonial interior designs. All metal plates are available with a rope-edged, stepped or plain design in brass, bronze or chrome finishes.



Luxurious looking metal plate with old fashioned style and flavour



Classic rope edged plate design



Double earth terminals for safer sockets



Colour coded wiring connections for quick and safe installations




GE801PC-4TU-BPB
1 Gang RJ45 Cat.5e Data Socket + RJ11 Telephone Socket (4 Pin)



GE245L-BPB
45A 1 Gang DP Switch with neon



GE251A-BFEF
10A 1 Gang 1 Way
Large Rocker Switch



GE252A-BFEF
10A 2 Gang 1 Way
Large Rocker Switch




GD253-BFEF
10A 3 Gang 1 Way Switch










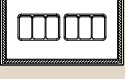


GE2C-DMB-BPB
10A Bell Switch with "Do Not Disturb" + "Make
Up Room" indicator







GD203-2-AZ
10A 3 Gang 2 Way Toggle Switch






GE6813FSL-BBZ
13A Switched Fuse Connection
Unit with neon

Switches			
Product	Model No.	Description	Remarks
	GE201 GE201-2 GE2061 GE2061-2	10A 1 Gang 1 Way Toggle Switch 10A 1 Gang 2 Way Toggle Switch 10A 1 Gang 1 Way Retractive Toggle Switch 10A 1 Gang 2 Way Retractive Toggle Switch	Nominal plate size: 95×95 mm Minimum wall box depth: 25 mm Pack (carton / box): 50 / 1
	GE202 GE202-2 GE2062 GE2062-2	10A 2 Gang 1 Way Toggle Switch 10A 2 Gang 2 Way Toggle Switch 10A 2 Gang 1 Way Retractive Toggle Switch 10A 2 Gang 2 Way Retractive Toggle Switch	Nominal plate size: 95×95 mm Minimum wall box depth: 25 mm Pack (carton / box): 50 / 1
	GE203 GE203-2 GE2063 GE2063-2	10A 3 Gang 1 Way Toggle Switch 10A 3 Gang 2 Way Toggle Switch 10A 3 Gang 1 Way Retractive Toggle Switch 10A 3 Gang 2 Way Retractive Toggle Switch	Nominal plate size: 95×95 mm Minimum wall box depth: 25 mm Pack (carton / box): 50 / 1
	GE251 GE251-2 GE220 GE2515	10A 1 Gang 1 Way Switch 10A 1 Gang 2 Way Switch 20A 1 Gang DP Switch 10A 1 Gang Intermediate Switch	Nominal plate size: 95×95 mm Minimum wall box depth: 25 mm Pack (carton / box): 50 / 1
	GE252 GE252-2	10A 2 Gang 1 Way Switch 10A 2 Gang 2 Way Switch	Nominal plate size: 95×95 mm Minimum wall box depth: 25 mm Pack (carton / box): 50 / 1
	GE253 GE253-2	10A 3 Gang 1 Way Switch 10A 3 Gang 2 Way Switch	Nominal plate size: 95×95 mm Minimum wall box depth: 25 mm Pack (carton / box): 50 / 1
	GE254 GE254-2	10A 4 Gang 1 Way Switch 10A 4 Gang 2 Way Switch	Nominal plate size: 154×95 mm Minimum wall box depth: 25 mm Pack (carton / box): 50 / 1
	GE256 GE256-2	10A 6 Gang 1 Way Switch 10A 6 Gang 2 Way Switch	Nominal plate size: 154×95 mm Minimum wall box depth: 25 mm Pack (carton / box): 50 / 1
	GE220L	20A 1 Gang DP Switch with neon	Nominal plate size: 95×95 mm Minimum wall box depth: 35 mm Pack (carton / box): 50 / 1
	GE245	45A 1 Gang DP Switch	Nominal plate size: 95×95 mm Minimum wall box depth: 35 mm Pack (carton / box): 50 / 1


Switches			
Product	Model No.	Description	Remarks
	GE245L	45A 1 Gang DP Switch with neon	Nominal plate size: 95×95 mm Minimum wall box depth: 35 mm Pack (carton / box): 50 / 1
	GE245D	45A 1 Gang DP Switch	Nominal plate size: 154×95 mm Minimum wall box depth: 35 mm Pack (carton / box): 50 / 1
	GE245DL	45A 1 Gang DP Switch with neon	Nominal plate size: 154×95 mm Minimum wall box depth: 35 mm Pack (carton / box): 50 / 1
	GE251A-2	10A 1 Gang 2 Way Large Rocker Switch	Nominal plate size: 95×95 mm Minimum wall box depth: 25 mm Pack (carton / box): 50 / 1
	GE252A-2	10A 2 Gang 2 Way Large Rocker Switch	Nominal plate size: 95×95 mm Minimum wall box depth: 25 mm Pack (carton / box): 50 / 1

Retractive Switches			
Product	Model No.	Description	Remarks
	GE2510 GE261 GE261-2	10A 1 Gang Bell Switch 10A 1 Gang 1 Way Retractive Switch 10A 1 Gang 2 Way Retractive Switch	Nominal plate size: 95×95 mm Minimum wall box depth: 25 mm Pack (carton / box): 50 / 1
	GE262 GE262-2	10A 2 Gang 1 Way Retractive Switch 10A 2 Gang 2 Way Retractive Switch	Nominal plate size: 95×95 mm Minimum wall box depth: 25 mm Pack (carton / box): 50 / 1
	GE263 GE263-2	10A 3 Gang 1 Way Retractive Switch 10A 3 Gang 2 Way Retractive Switch	Nominal plate size: 95×95 mm Minimum wall box depth: 25 mm Pack (carton / box): 50 / 1



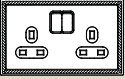
Dimmers

Product	Model No.	Description	Remarks
	GE211-M2 GE211-1KM2	630W 230V 1Gang Dimmer(rotate on / off) 1000W 230V 1 Gang Dimmer (rotate on / off)	Nominal plate size: 95×95 mm Minimum wall box depth: 35 mm Pack (carton / box): 50 / 1
	GE2641 GE2641-2	400W 230V 1 Gang 1 Way Dimmer (rotate on / off) 400W 230V 1 Gang 2 Way Dimmer (push on / off)	Nominal plate size: 95×95 mm Minimum wall box depth: 35 mm Pack (carton / box): 50 / 1
	GE2642 GE2642-2	400W 230V 2 Gang 1 Way Dimmer (rotate on / off) 400W 230V 2 Gang 2 Way Dimmer (push on / off)	Nominal plate size: 95×95 mm Minimum wall box depth: 35 mm Pack (carton / box): 50 / 1

Fan controls

Product	Model No.	Description	Remarks
	GE211-M3	400VA 230V 1 Gang Fan Control (rotate on / off)	Nominal plate size: 95×95 mm Minimum wall box depth: 35mm Pack (carton / box): 50 / 1


BS Sockets

Product	Model No.	Description	Remarks
	GE8513S	13A 1 Gang Switched Socket	Nominal plate size: 95×95 mm Minimum wall box depth: 25mm Pack (carton / box): 50 / 1
	GE8513SL	13A 1 Gang Switched Socket with neon	Nominal plate size: 95×95 mm Minimum wall box depth: 25mm Pack (carton / box): 50 / 1
	GE8513SD	13A 2 Gang Switched Socket	Nominal plate size: 154×95 mm Minimum wall box depth: 25mm Pack (carton / box): 50 / 1
	GE8515S	15A 1 Gang Switched Socket	Nominal plate size: 95×95 mm Minimum wall box depth: 25mm Pack (carton / box): 50 / 1


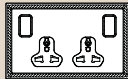
Schuko

Product	Model No.	Description	Remarks
	GE827	16A 1 Gang 2 Pin + Earth German Socket	Nominal plate size: 95×95 mm Minimum wall box depth: 47mm Pack (carton / box): 50 / 1
	GE8116V	16A 1 Gang 2 Pin + Earth French Socket	Nominal plate size: 95×95 mm Minimum wall box depth: 47mm Pack (carton / box): 50 / 1





Swiss Sockets

Product	Model No.	Description	Remarks
	GE8110CH	10A 1 Gang Swiss Socket	Nominal plate size: 95×95 mm Minimum wall box depth: 35mm Pack (carton / box): 50 / 1

Universal Sockets

Product	Model No.	Description	Remarks
	GE818S	13A 1 Gang 2 Pin + Earth Switched Universal Socket	Nominal plate size: 95×95 mm Minimum wall box depth: 25 mm Pack (carton / box): 50 / 1
	GE8528SD	13A 2 Gang 2 Pin + Earth Switched Universal Socket	Nominal plate size: 154×95 mm Minimum wall box depth: 25 mm Pack (carton / box): 50 / 1




Multimedia Products

Product	Model No.	Description	Remarks
	GE801-PC GE811-PC	1 Gang RJ45 Cat.5e Data Socket 1 Gang RJ45 Cat.6 Data Socket	Nominal plate size: 95×95 mm Minimum wall box depth: 25 mm Pack (carton / box): 50 / 1
	GE802-PC GE812-PC	2 Gang RJ45 Cat.5e Data Socket 2 Gang RJ45 Cat.6 Data Socket	Nominal plate size: 95×95 mm Minimum wall box depth: 25 mm Pack (carton / box): 50 / 1
	GE801-4TU GE801-6TU	1 Gang RJ11 Telephone Socket (4 Pin) 1 Gang RJ12 Telephone Socket (6 Pin)	Nominal plate size: 95×95 mm Minimum wall box depth: 25 mm Pack (carton / box): 50 / 1
	GE801-TM GE801-TS	1 Gang BT Master Telephone Socket 1 Gang BT Secondary Telephone Socket	Nominal plate size: 95×95 mm Minimum wall box depth: 25 mm Pack (carton / box): 50 / 1










Multimedia Products

Product	Model No.	Description	Remarks
	GE801TV	1 Gang TV Socket with surge protection	Nominal plate size: 95×95 mm Minimum wall box depth: 25 mm Pack (carton / box): 50 / 1
	GE8509	1 Gang Sat. TV Socket	Nominal plate size: 95×95 mm Minimum wall box depth: 25 mm Pack (carton / box): 50 / 1
	GE8543 GE8563	1 Gang Triplex Socket (Sat+TV+FM) 1 Gang Triplex Socket (Sat+TV+FM)	Nominal plate size: 95×95 mm Minimum wall box depth: 35 mm Pack (carton / box): 50 / 1
	GE801PC-4TU	1 Gang RJ45 Cat.5e Data Socket + RJ11 Telephone Socket (4 Pin)	Nominal plate size: 95×95 mm Minimum wall box depth: 25 mm Pack (carton / box): 50 / 1
	GE8514	1 Gang Sat. TV + TV Socket	Nominal plate size: 95×95 mm Minimum wall box depth: 25 mm Pack (carton / box): 50 / 1

Hotel Products

Product	Model No.	Description	Remarks
	GE828	115/230V Shaver Socket with overcurrent protection (max:20VA)	Nominal plate size: 154×95 mm Minimum wall box depth: 47 mm Pack (carton / box): 50 / 1
	GE2C-DMB	4A Bell Switch with "Do Not Disturb" + "Make Up Room" indicator	Nominal plate size: 95×95 mm Minimum wall box depth: 35 mm Pack (carton / box): 50 / 1
	GE6-2KT	20A 100-240V Keycard switch with time delay	Nominal plate size: 95×95 mm Minimum wall box depth: 25 mm Pack (carton / box): 50 / 1
	GE6-KT9	10A 9-24V Keycard switch with time delay, Low voltage, Dry-contact output	
	GE8-2KT	20A 100-240V Low frequency RFID keycard switch with time delay	
	GE8-KT9	10A 9-24V Low frequency RFID Keycard switch with time delay, Low voltage, Dry-contact output	
	GE9-2KT	20A 100-240V High frequency RFID Keycard switch with time delay	
	GE9-KT9	10A 9-24V High frequency RFID Keycard switch with time delay, Low voltage, Dry-contact output	


Other Products and Accessories

Product	Model No.	Description	Remarks
	GE1111	1 Gang Blank Plate with mounting bracket	Nominal plate size: 95×95 mm Minimum wall box depth: 25mm Pack (carton / box): 50 / 1
	GE1111D	2 Gang Blank Plate with mounting bracket	Nominal plate size: 154×95 mm Minimum wall box depth: 25mm Pack (carton / box): 50 / 1
	GE1221	2 Gang Frame with mounting bracket	Nominal plate size: 95×95 mm Minimum wall box depth: 25mm Pack (carton / box): 50 / 1
	GE1231	1 Gang Frame with mounting bracket	Nominal plate size: 95×95 mm Minimum wall box depth: 25mm Pack (carton / box): 50 / 1
	GE1221D	4 Gang Frame with mounting bracket	Nominal plate size: 154×95 mm Minimum wall box depth: 25mm Pack (carton / box): 50 / 1
	GE6813FSL	13A Switched Fused Connection Unit with neon	Nominal plate size: 95×95 mm Minimum wall box depth: 25mm Pack (carton / box): 50 / 1
	GE6813FSLFO	13A Switched Fused Connection Unit with flex outlet + neon	Nominal plate size: 95×95 mm Minimum wall box depth: 25mm Pack (carton / box): 50 / 1
	GE5850	50A Connection Unit	Nominal plate size: 95×95 mm Minimum wall box depth: 25mm Pack (carton / box): 50 / 1
	GE2-LIR	500W 230V IR Motion Detector with fire control outlet	Nominal plate size: 95×95 mm Minimum wall box depth: 25mm Pack (carton / box): 50 / 1
	GE3-LIR	500W 230V IR Motion Detector with fire control outlet (single live line)	

Product Code Rules

Colossal

CM E 8913 S L - B PB



Notes:

¹ Standard Colours: PB, PC .

² Non-standard Colours: SS, PN, BN, BZ, MBR.

For standard colours lead time is up to 45 days.

Available Options ¹

	1	2	3	4	5	6	7
SS	Sand Stainless	B	L	S	8913	E	CM B
PB	Polished Brass	Brown Interior	with Neon	with Switch	Hollow Rocker 13A	Georgian Edge	Colossal Alpine/Exclusif
PC	Polished Chrome	W	Blank	Blank	8915	C	G H
PN	Pearl Nickel	White Interior	without Neon	without Switch	Hollow Rocker 15A	Step Edge	Ultimate Dazzle
BN	Black Nickel	BL			8813	S	GC E
BZ	Black Bronze	Black Interior			Solid Rocker 13A	Bevel Edge	Titanium Unique
MBR	Matt Brass					L	K M
						Victorian Edge	Radiance Metalclad
							R P
							Classy Armor
						W	

Notes:

* All illustrations and descriptions are only for guidance.

* The colour and product photos you see in this brochure may vary from actual products.

* T&J Electric reserves the right to change specifications and designs without notices.

* For more details, please contact our salesman .

* Use dry soft cloth to clean the surface of the products. Cleaning agents may damage the finish.

Dimensions

Unit: mm

